

# How to Add Mobile Bookmarks

This training guide demonstrates how to create a bookmark on a Samsung Android device.

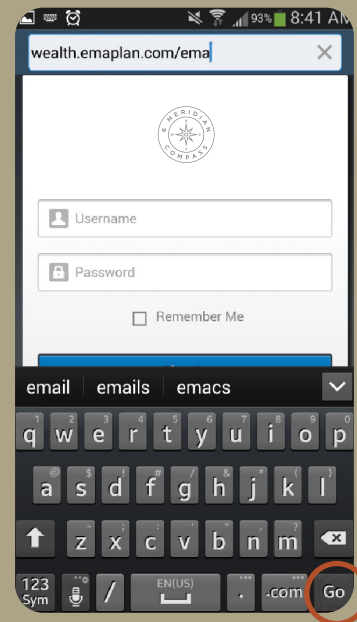
## Step 1

Open a browser on your Samsung Android device.

## Step 2

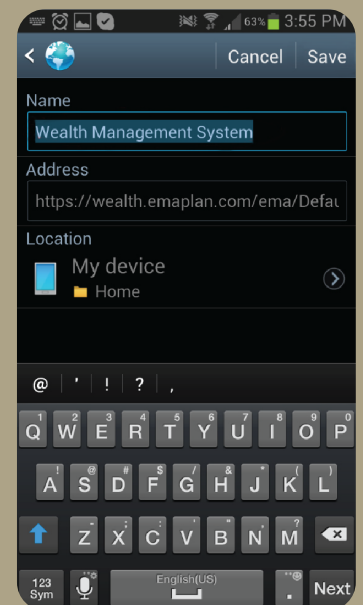
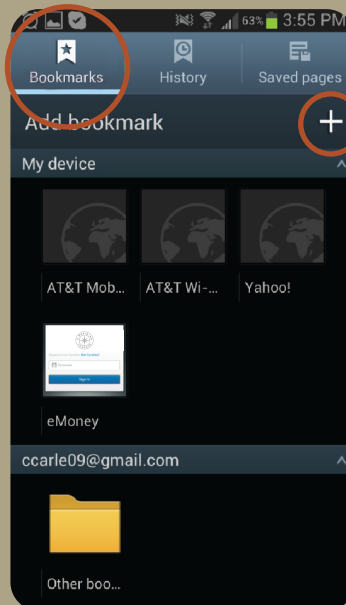
Type in the URL address. Click **Go**.

**Please Note:** To find the URL, please reference the confirmation email sent when you initially registered for your website access or contact your Advisor.



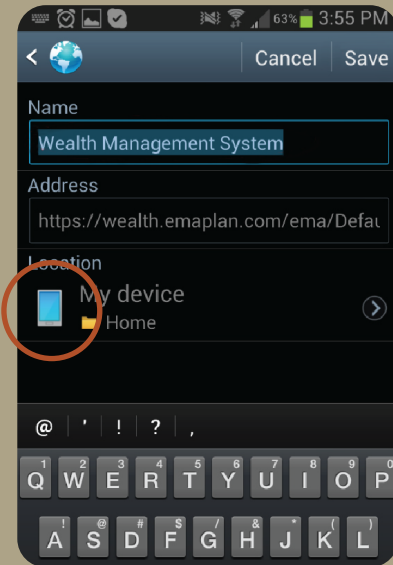
## Step 3

Choose Bookmarks. Click the “+” (plus) sign. Rename the bookmark as desired, then click SAVE.



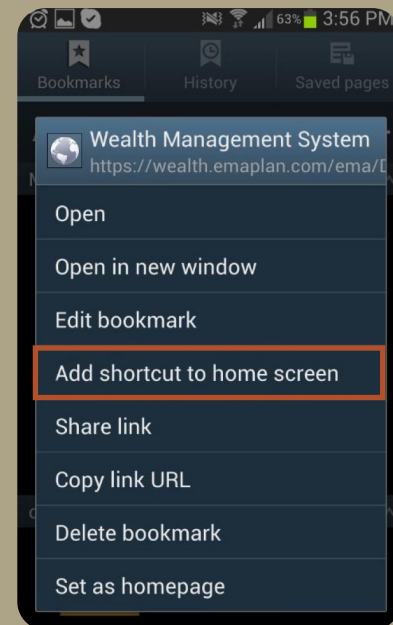
## Step 4

A bookmarked icon of this page will now appear under the “My Device” category. Press and hold this icon until a menu appears



## Step 5

Select “Add shortcut to home screen.”



## Step 6

The icon logo should now appear on the home page.

If there's an issue connecting to your accounts, you'll receive a status message describing the problem. Click on the message to learn how to fix it.





W W W . 6 M E R I D I A N . C O M

*E* / [Contact@6meridian.com](mailto:Contact@6meridian.com)

*P* / 316.776.4601 / 855.334.2110    *F* / 316.776.4620  
8301 E 21st Street N, Ste. 150, Wichita, KS 67206

Securities offered by Registered Representatives through Private Client Services, Member FINRA/SIPC. Advisory products and services offered by Investment Advisor Representatives through 6 Meridian LLC, a Registered Investment Advisor. Private Client Services LLC and 6 Meridian LLC are unaffiliated entities.

6 Meridian LLC is a Registered Investment Adviser. Advisory services are only offered to clients or prospective clients where 6 Meridian LLC and its representatives are properly licensed or exempt from licensure. Past performance is no guarantee of future returns. Investing involves risk and possible loss of principal capital. No advice may be rendered by 6 Meridian LLC unless a client service agreement is in place.